

## Hi, Ima B. Student

School Name: John F. Kennedy High School, School Code: 123456

2016, Grade: 11th Grade

Student ID: 24068907

Optional Code: 00

Access Code: A02670146P

College Board ID: 12345678



# PSAT/NMSQT<sup>®</sup>

Preliminary SAT/National Merit Scholarship Qualifying Test

## Your Score Report

Get your full report online  
[studentscores.collegeboard.org](http://studentscores.collegeboard.org)

Access Code **A02670146P**



### SAT<sup>®</sup> Practice

Connect to Khan Academy<sup>®</sup>  
for FREE, world-class SAT  
practice on [satpractice.org](http://satpractice.org).



### AP<sup>®</sup> and Course Work

See which AP courses may  
be good matches for you.



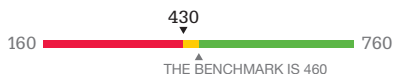
### Register for the SAT

Select an SAT test date, and  
register for it now.

## Your Evidence-Based Reading and Writing Score

**430** | 160 to 760

Your Nationally Representative **31st** Sample Percentile



**!** Your scores indicate you are close to being on track for college readiness, but you need to continue to strengthen your skills.

Let's get you back on track, so you won't have to take noncredit courses in college. You have free, personalized recommendations waiting for you on [satpractice.org](http://satpractice.org).

## Your Total Score

**960** | 320 to 1520

Your Nationally Representative **51st** Sample Percentile

Keep in mind, the PSAT/NMSQT® and SAT® are on the same scale.

Your score shows you how you would have scored that day on the SAT. How well you do depends on what you do next!

## Your Math Score

**530** | 160 to 760

Your Nationally Representative **69th** Sample Percentile



**✓** You are on track for college readiness.

Stay on track and continue your progress. Start now with your free, personalized recommendations waiting for you on [satpractice.org](http://satpractice.org).

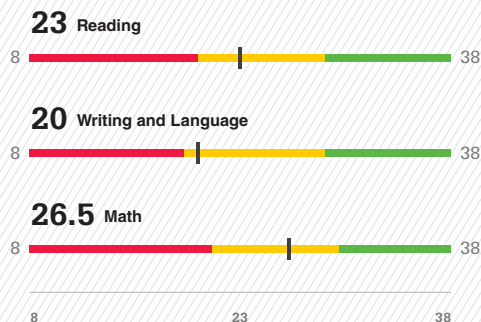
### The College and Career Readiness Benchmark

Reaching your grade-level benchmark means that you are likely on track to be ready for select first-year, credit-bearing college courses.

■ Need to strengthen skills    ■ Approaching Benchmark    ■ Meet or exceed Benchmark

\*The red, yellow, and green ranges in the test scores and subscores reflect your areas of strengths and weaknesses, compared to the typical performance of students in your grade.

## Test Scores 8 to 38 range\*



## Cross-Test Scores 8 to 38 range

**25** Analysis in History/Social Studies  
**20** Analysis in Science

If a student were to take the same test repeatedly (with no new learning), the standard deviation of the student's repeated test scores is called the standard error of measurement (SEM). Your score range is computed as your score +/- SEM. For PSAT/NMSQT, these ranges are approximately:

**Total Score:** Your score ± 40 points.  
**Evidence-Based Reading and Writing Section Score:** Your score ± 25 points.  
**Math Section Score:** Your score ± 33 points.  
**Test Scores and Cross-Test Scores:** Your score ± 2 points.  
**Subscores:** Your score ± 1 to 2 points.

Remember that you will receive scores in the same areas when you take the SAT.

## Subscores 1 to 15 range\*



Ima B. Student

2016, Grade: 11th Grade, Student ID 24068907

# National Merit Scholarship Corporation

National Merit Scholarship Corporation (NMSC) conducts the National Merit® Scholarship Program, an academic competition for recognition and college scholarships. To designate students who qualify for recognition in its 2018 competition, NMSC will consider the 2016 PSAT/NMSQT® Selection Index scores of some 1.6 million test-takers (usually high school juniors) who meet program entry requirements. For more information, please visit: [www.nationalmerit.org](http://www.nationalmerit.org).

If any of your responses to NMSC's "Entry Requirements" questions (see right-hand column) are inaccurate or there has been a change in plans that may affect program entry, write immediately to:

**National Merit Scholarship Corporation**  
Attn: Scholarship Administration  
1560 Sherman Avenue, Suite 200  
Evanston, IL 60201-4897

Include your name and home address along with your high school name, address, and six-digit code number.

## Your NMSC Selection Index

# 139

NMSC uses a Selection Index based on PSAT/NMSQT scores as an initial screen of students who enter its scholarship programs. To calculate your Selection Index, double the sum of your Reading, Writing and Language, and Math Test scores.

## Eligibility Information

If your Selection Index places you among the 50,000 high scorers who qualify for National Merit Scholarship Program recognition, you will be notified next September.

## Entry Requirements

(Information you provided on your answer sheet)

High school student:

**YES**

Year to complete high school and enroll full-time in college:

**2018**

Years to be spent in grades 9–12:

**4**

U.S. Citizenship:

**YES**

## Your Scores: Next Steps

Additional skills and improvement suggestions can be found in your online score report.

Your score indicates that you are already likely able to:

### Reading Test

Improve your skills by focusing on the following suggestions:

Revise text as needed to improve the exactness or content appropriateness of word choices within somewhat challenging texts

Retain or add information or ideas to a piece of a text to support claims or points in somewhat challenging text

Revise somewhat challenging text to ensure that information is presented in the most logical order



Retain or add information or ideas to a piece of text to support claims or points in challenging text

Use a variety of sentence structures to accomplish a rhetorical purpose such as persuading an audience

Revise text as needed to improve the exactness or content appropriateness of word choices within challenging texts

### Writing and Language Test

Draw reasonable conclusions from somewhat challenging texts

Describe the overall structure of a somewhat challenging text

Identify claims and counterclaims explicitly stated in a somewhat challenging passage



Draw reasonable inferences and logical conclusions from challenging texts

Analyze information presented quantitatively in such forms as graphs, tables, and charts and relate that information to information presented in somewhat challenging text

Determine how the selection of specific words shapes meaning and tone in a challenging passage

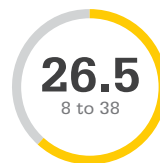
### Math Test

Interpret a linear inequality in one variable with rational coefficients that represents a context. Select the equation of a line of best fit and interpret the slope and intercept of the line in the context of the situation (when a linear model is appropriate)

Interpret sample statistics understanding and using margin of error

Solve and interpret a quadratic function or equation that represents a context and requires multiple steps

Calculate and interpret frequency distributions using tables and other representational methods



Determine how a graph may be affected by a change to its equation

Determine the value of a constant or coefficient for an equation with no solution or infinitely many solutions

Using a specified model, make a prediction and compare the predicted values with the actual values in the data set

Within a context, compare the center of two separate data sets with different spreads

Determine whether two events are independent given their probabilities

## Get more next steps online

[studentscores.collegeboard.org](http://studentscores.collegeboard.org)



### SAT Practice

Connect to Khan Academy for FREE, world-class SAT practice on [satpractice.org](http://satpractice.org).



### AP® and Course Work

See which AP courses may be good matches for you.



### Register for the SAT

Select an SAT test date and register for it now.

# Your Question-Level Feedback

## Reading

Question #	Correct	Your Answer	Difficulty	Subscore	Cross-Test Score
1	A	✓	■ ■ ■		
2	B	A	■ ■ ■	COE	
3	B	✓	■ ■ ■		
4	B	A	■ ■ ■	WIC	
5	C	✓	■ ■ ■		
6	D	✓	■ ■ ■		
7	B	✓	■ ■ ■	COE	
8	A	✓	■ ■ ■	WIC	
9	D	✓	■ ■ ■	WIC	
10	A	✓	■ ■ ■		HSS
11	D	C	■ ■ ■	WIC	HSS
12	D	B	■ ■ ■	WIC	HSS
13	D	A	■ ■ ■	COE	HSS
14	A	C	■ ■ ■		HSS
15	C	B	■ ■ ■	COE	HSS
16	B	C	■ ■ ■		HSS
17	D	C	■ ■ ■		HSS
18	B	D	■ ■ ■		HSS
19	A	✓	■ ■ ■		SCI
20	C	✓	■ ■ ■		SCI
21	B	D	■ ■ ■	COE	SCI
22	D	✓	■ ■ ■		SCI
23	B	D	■ ■ ■		SCI
24	D	✓	■ ■ ■	WIC	SCI
25	C	✓	■ ■ ■	WIC	SCI
26	B	A	■ ■ ■		SCI
27	B	C	■ ■ ■		SCI
28	A	C	■ ■ ■	COE	SCI
29	D	A	■ ■ ■	WIC	HSS
30	B	A	■ ■ ■		HSS
31	D	✓	■ ■ ■	COE	HSS
32	A	✓	■ ■ ■		HSS
33	C	✓	■ ■ ■	COE	HSS
34	A	B	■ ■ ■	WIC	HSS
35	A	B	■ ■ ■		HSS
36	C	⊘	■ ■ ■		HSS
37	B	C	■ ■ ■		HSS
38	C	D	■ ■ ■		HSS
39	C	✓	■ ■ ■		SCI
40	C	✓	■ ■ ■		SCI
41	B	✓	■ ■ ■		SCI
42	B	✓	■ ■ ■	COE	SCI
43	A	B	■ ■ ■		SCI
44	A	✓	■ ■ ■	WIC	SCI
45	A	C	■ ■ ■		SCI
46	D	A	■ ■ ■	COE	SCI
47	C	B	■ ■ ■		SCI

## Writing and Language

Question #	Correct	Your Answer	Difficulty	Subscore	Cross-Test Score
1	D	C	■ ■ ■	SEC	
2	B	✓	■ ■ ■	EOI	HSS
3	C	D	■ ■ ■	SEC	
4	C	A	■ ■ ■	SEC	
5	B	D	■ ■ ■	SEC	
6	B	D	■ ■ ■	COE, EOI	HSS
7	A	D	■ ■ ■	WIC, EOI	HSS
8	B	C	■ ■ ■	EOI	HSS
9	A	B	■ ■ ■	WIC, EOI	HSS
10	D	✓	■ ■ ■	SEC	
11	D	✓	■ ■ ■	COE, EOI	HSS
12	B	✓	■ ■ ■	SEC	
13	C	✓	■ ■ ■	SEC	
14	C	B	■ ■ ■	SEC	
15	D	✓	■ ■ ■	WIC, EOI	SCI
16	B	A	■ ■ ■	SEC	
17	B	D	■ ■ ■	SEC	
18	A	✓	■ ■ ■	EOI	SCI
19	B	✓	■ ■ ■	EOI	SCI
20	C	D	■ ■ ■	COE, EOI	SCI
21	A	✓	■ ■ ■	COE, EOI	SCI
22	A	B	■ ■ ■	WIC, EOI	SCI
23	C	B	■ ■ ■	WIC, EOI	
24	D	C	■ ■ ■	SEC	
25	C	D	■ ■ ■	SEC	
26	A	✓	■ ■ ■	COE, EOI	
27	A	D	■ ■ ■	EOI	
28	B	✓	■ ■ ■	COE, EOI	
29	D	A	■ ■ ■	WIC, EOI	
30	C	B	■ ■ ■	SEC	
31	D	✓	■ ■ ■	EOI	
32	B	✓	■ ■ ■	SEC	
33	D	✓	■ ■ ■	SEC	
34	D	B	■ ■ ■	EOI	
35	D	✓	■ ■ ■	SEC	
36	B	A	■ ■ ■	EOI	
37	C	D	■ ■ ■	COE, EOI	
38	A	✓	■ ■ ■	SEC	
39	C	✓	■ ■ ■	SEC	
40	D	A	■ ■ ■	WIC, EOI	
41	D	B	■ ■ ■	SEC	
42	A	⊘	■ ■ ■	SEC	
43	C	B	■ ■ ■	COE, EOI	
44	B	C	■ ■ ■	WIC, EOI	

## Math Test-Calculator

Question #	Correct	Your Answer	Difficulty	Subscore	Cross-Test Score
1	B	✓	■ ■ ■	PSD	HSS
2	A	✓	■ ■ ■	HOA	
3	B	✓	■ ■ ■	PSD	SCI
4	D	✓	■ ■ ■	HOA	
5	B	C	■ ■ ■	PSD	
6	A	✓	■ ■ ■	PSD	
7	B	✓	■ ■ ■	PSD	
8	C	B	■ ■ ■	PSD	
9	A	✓	■ ■ ■	PAM	
10	D	C	■ ■ ■	HOA	
11	D	✓	■ ■ ■	PSD	HSS
12	A	✓	■ ■ ■	PSD	
13	B	✓	■ ■ ■	PSD	
14	C	✓	■ ■ ■	PSD	SCI

Question #	Correct	Your Answer	Difficulty	Subscore	Cross-Test Score
15	C	A	■ ■ ■		
16	B	✓	■ ■ ■	PSD	HSS
17	D	✓	■ ■ ■	PSD	
18	B	A	■ ■ ■	PSD	HSS
19	C	A	■ ■ ■	HOA	
20	B	✓	■ ■ ■	PAM	
21	B	C	■ ■ ■	HOA	
22	D	C	■ ■ ■	PAM	
23	D	B	■ ■ ■	HOA	SCI
24	C	⊘	■ ■ ■	PAM	SCI
25	B	A	■ ■ ■	PSD	SCI
26	D	✓	■ ■ ■	PAM	
27	D	A	■ ■ ■	HOA	

Question #	Correct	Your Answer	Difficulty	Subscore	Cross-Test Score
28	65	60	■ ■ ■	HOA	
29	0, 12	2	■ ■ ■	PAM	
30	1368	⊘	■ ■ ■	PSD	HSS
31	85	75	■ ■ ■	PSD	HSS

## Math Test-No Calculator

Question #	Correct	Your Answer	Difficulty	Subscore	Cross-Test Score
1	D	✓	■ ■ ■	PAM	
2	A	✓	■ ■ ■	PAM	SCI
3	B	✓	■ ■ ■	PAM	
4	C	B	■ ■ ■	PAM	
5	C	✓	■ ■ ■	HOA	
6	B	✓	■ ■ ■	HOA	SCI
7	A	✓	■ ■ ■	HOA	

Question #	Correct	Your Answer	Difficulty	Subscore	Cross-Test Score
8	B	C	■ ■ ■	HOA	
9	C	✓	■ ■ ■	HOA	
10	D	✓	■ ■ ■	HOA	HSS
11	A	C	■ ■ ■		
12	C	✓	■ ■ ■	PAM	
13	B	A	■ ■ ■	PAM	

Question #	Correct	Your Answer	Difficulty	Subscore	Cross-Test Score
14	2	0	■ ■ ■	HOA	
15	90	80	■ ■ ■	HOA	
16	1	2	■ ■ ■	PAM	
17	0	✓	■ ■ ■	PAM	

Access Code  
A02670146P

See the questions, and the answer explanations, online [studentscores.collegeboard.org](http://studentscores.collegeboard.org)

© 2016 The College Board. College Board, AP, SAT, and the acorn logo are registered trademarks of the College Board. PSAT/NMSQT is a registered trademark of the College Board and National Merit Scholarship Corporation. National Merit and the corporate "Lamp of Learning" logo are federally registered service marks of National Merit Scholarship Corporation. Visit the College Board on the web: [www.collegeboard.org](http://www.collegeboard.org). You can also visit National Merit Scholarship Corporation at [www.nationalmerit.org](http://www.nationalmerit.org).

Khan Academy is a registered trademark in the United States and other jurisdictions.

Ima B. Student 2016, Grade: 11th Grade

### Subscore

**COE** Command of Evidence  
**WIC** Words in Context  
**EOI** Expression of Ideas  
**SEC** Standard English Conventions  
**HOA** Heart of Algebra  
**PSD** Problem Solving and Data Analysis  
**PAM** Passport to Advanced Math

### Key

✓ Correct  
 ⊘ Omitted  
 U Unscorable  
 ■ ■ ■ Easy  
 ■ ■ ■ Medium  
 ■ ■ ■ Hard

### Cross-Test Score

**HSS** Analysis in History/Social Studies  
**SCI** Analysis in Science

00249-081 160330944